





## How to assemble your Cube Box



Insert the two tabs on the side of the box, into the openings on the back of the box.



On the bottom of the box, fold down the bottom back flap first, then insert the tabs from the two side flaps into the bottom back flap.



Insert the bottom top flap above those tabs. You may have to pull the tab from the inside to tighten.



For the top of the box, fold the two side flaps down first, then insert the tab on the top of the box into the opening in the front.

