




How to assemble your Roll End Tuck Top Box



1



2




On the side of the box, fold in the back and front tabs. Then, fold the outside flap over them. Insert the two notches into the openings on the bottom of the box to secure the sides.

3



4




Do the same for the other side.

5



5



Fold in the two side flaps on the top of the box and then fold the top down. Then, fold in the two front flaps into the openings on the front of the box.